

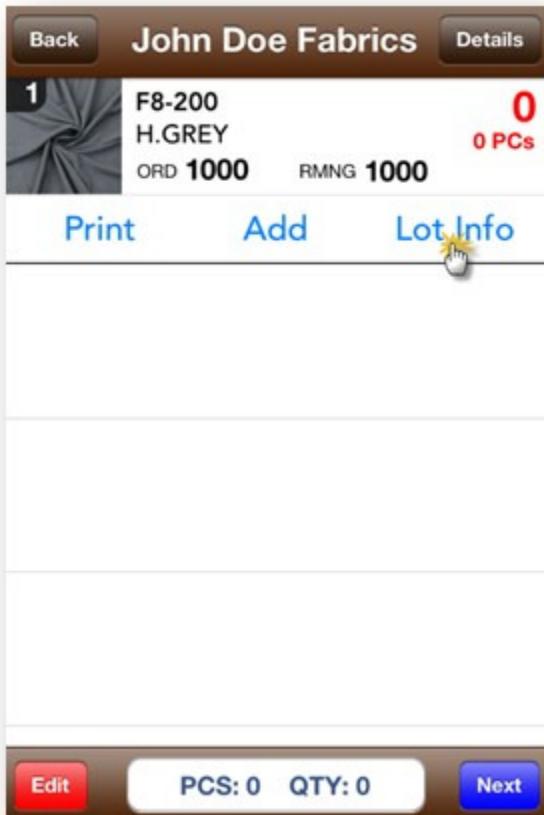
The Lot information and Warehouse Location for fabric items are now available on the Mod2 App.

This information can be viewed upon:

1. Packing an Order

On the line item screen, tap on the item to show the LOT INFO option.

****Note: Print (stickers) and Add (pieces) options are moved to the same area.*




The Lot Info screen will show you every lot available per Receiving with Location breakdown.

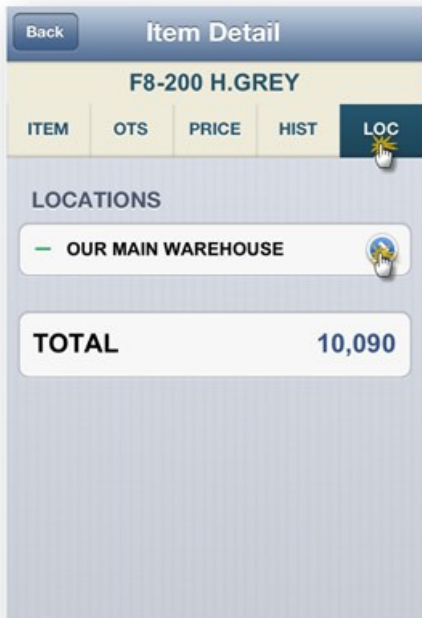
RCV # 11929 / CON # 464437		
LOT#	PCS	QTY
1		
└─ [1-3-1] A1-R3-B1	21	1,827
└─ [1-3-3] A1-R3-B3	28	2,436
2	61	5,063
3	9	764
SUBTOTAL	119	10,090

2. Displaying an inventory item from the Inventory App

Tap on Inventory, then Search, then tap on a specific item from the Results Page

	STK	S-OTS
F8-200	30,187	30,187
BLACK*	10,051	10,051
H.GREY* 	10,090	10,090
WHITE*	10,046	10,046

Tap the LOC (Location) tab then tap on the RIGHT ARROW button of the chosen location.



Tap on a specific Receiving.

